

EXPERIENCE AN ULTRA LIGHTWEIGHT AND STABLE X-RAY SYSTEM



EzRay Vet™ Cart

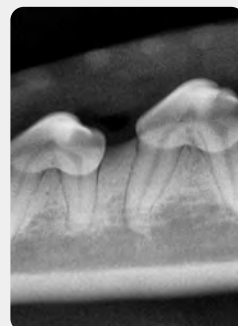
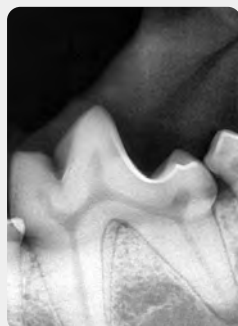
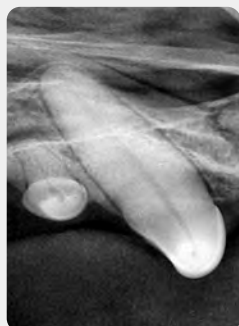
Mobile Intraoral X-Ray Cart

- Expedites your dental treatment procedures
- Provides trouble-free workflow
- Minimizes anesthesia risks or restraint injuries

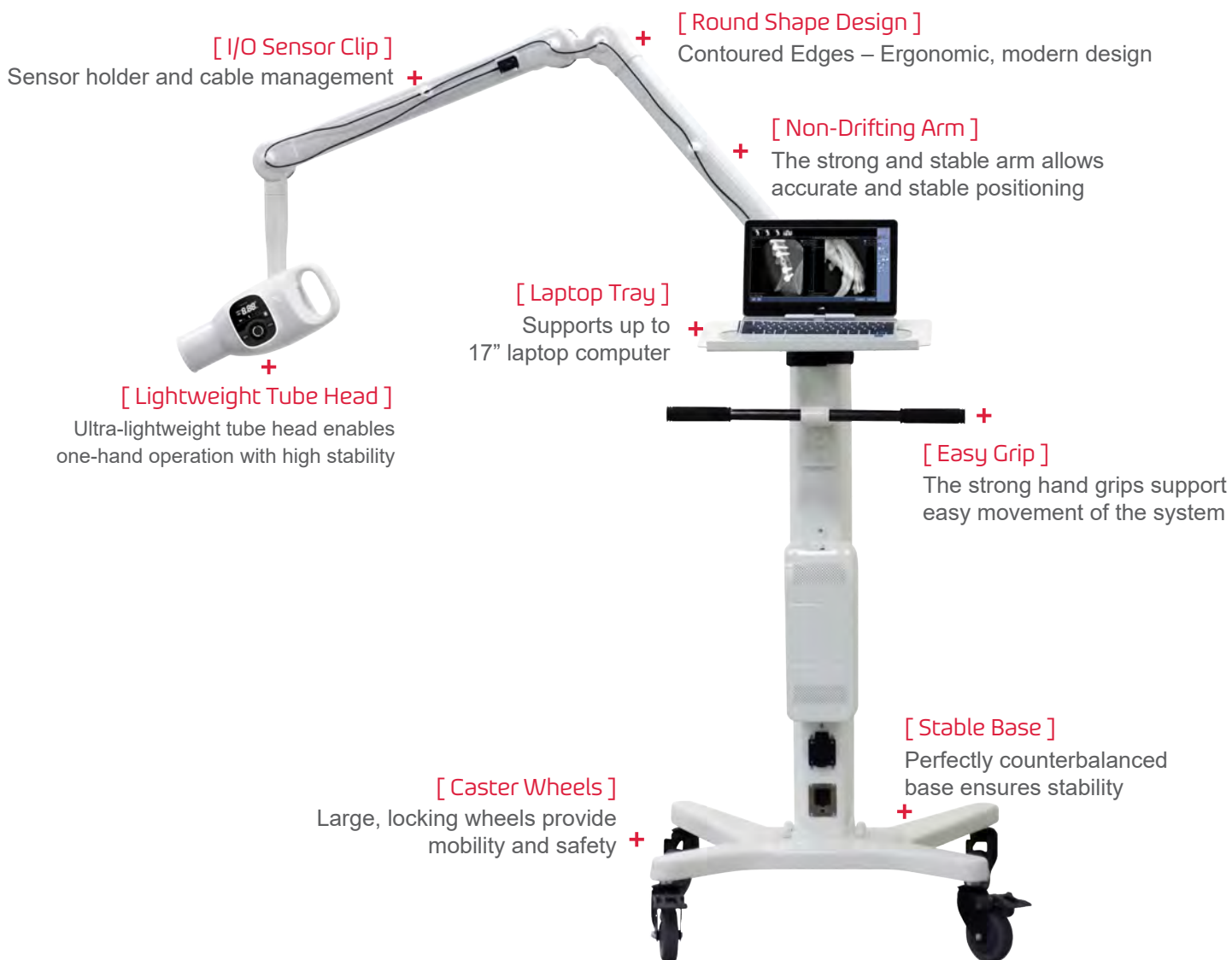
ERGONOMIC PATIENT DESIGN

Acquire clear images with a 0.4mm focal spot

- Regardless of which intraoral sensor you use, the EzRay Air minimizes blur and provides additional diagnostic value with a 0.4mm focal spot.



Ergonomic design for safety and efficiency



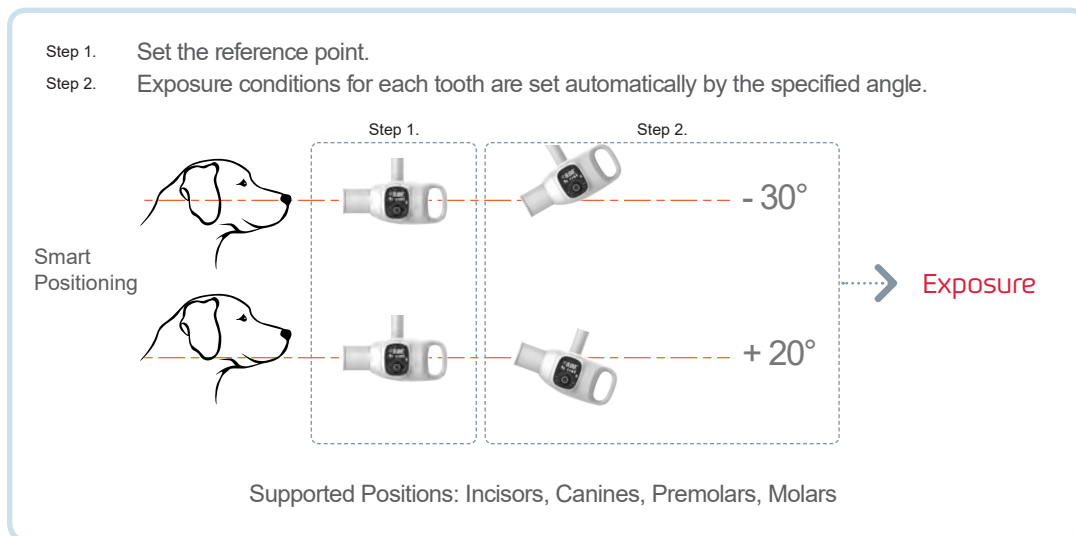
Lightweight for safe and easy use



The 5.6 lbs lightweight tube head makes it easy to handle and position, producing a faster workflow.

Smart angulations exposure compensation

Acquiring certain areas of the mouth are difficult to image, such as the rostral and caudal maxilla or the rostral mandible, due to one structure superimposed over an area of interest or difficult sensor placement. When parallel imaging techniques cannot be used, the tube head must be angled appropriately to capture these images. X-ray operators often do not change exposure settings and image quality will vary as a result of this angulation. The EzRay Vet Cart can optimize an image exposure setting based on the angle of the tube head.



Smart dial for all functions

The operating panel located on the tube head creates a simpler and producing faster workflow. The Smart Dial has all the settings in one dial, streamlining the workflow and decreasing preparation time. There is no need to remember complicated controls panel buttons and configurations.



Mobile intraoral x-ray cart with carbon nanotube x-ray technology obtain high quality diagnostic images

◀ SPECIFICATIONS

Focal Spot	0.4 mm (IEC 60336)
Tube Voltage (kV)	65 kV
Current (mA)	3.0 mA
Exposure Time Range	0.05 ~ 0.5 (0.01s increment)
Source to Skin Distance	Min. 7.9 in (200 mm)
X-Ray Field	Default : 2.4 in (60 mm) Round, 1.2 x1.6 in (30x40 mm) Rectangular Optional: 0.8x1.2 in (20x30 mm) Rectangular
Arm Arch Length [Max.]	56.9 in (1,444 mm)
Accessories	Remote Exposure Switch
Height	74.5 in (1,893 mm)
Width	26 in (660 mm)
Weight	Approximately 126 lbs (57 kg)
Cart Stand Height	45.8 in (1,155 mm)
Arm Length	28.2 in(716 mm), 29.3 in (738 mm) - (Including Joints)

* Specifications are subject to change without prior notice.

EzRay Vet™ Cart



Rayence & MyVet Inc.
81 Ruckman Rd. Unit A, Closter NJ 07624
Tel: 201.561.0223 Fax: 201.585.0293
information@myvetimaging.com www.myvetimaging.com